







VINCIT BIOTECH INTERNATIONAL PRIVATE LIMITED CIN: U51909MP2022PTC061970 Balance Sheet as on 31/03/2024			
(Amount in '00)			
Particulars	Note No.	Amount as on 31/03/2024	Amount as on 31/03/2023
I ASSETS			
<u>Non Current Assets</u>			
a) Financial Assets		-	-
<u>Current Assets</u>			
(a) Inventories	1	-	27.62
(b) Financial Assets			
(i) Trade Receivables	2	5,71,268.60	-
(ii) Cash and Cash Equivalents	3	940.67	1,781.52
(iii) Bank Balances other than (ii) above	4	52,407.63	-
(iii) Loans & Advances	5	1.89	11,184.37
(c) Other Current Assets	6	1,42,935.88	102.00
TOTAL		7,67,554.67	13,095.51
II EQUITY AND LIABILITIES			
Equity			
(a) Equity Share Capital	7	1,000.00	1,000.00
(b) Other Equity	8	79,375.39	(964.86)
Liabilities			
<u>Current Liabilities</u>			
(a) Financial Liabilities			
(i) Borrowings	9	44,396.83	-
(ii) Trade Payables			
Total Outstanding Dues of MSME	10	92.11	-
Total Outstanding Dues of Creditors other than MSME	10	6,34,288.24	84.00
(b) Other Current Liabilities	11	209.22	12,826.37
(c) Provisions	12	8,192.88	150.00
TOTAL		7,67,554.67	13,095.51
The accompanying notes form an intergral part of the financial statements 1 to 20			
As per our Report of Even Date Attached For Sanjay Mehta & Associates (Chartered Accountants) Regn No. 011524C  Manish Mittal Partner M.NO. 079452 Place : INDORE Date: 17/05/2024 UDIN: 24079452BJZYVE4048		For and on Behalf of Board of Directors of Vincit Biotech International Private Limited  KEDARMAL BANKDA Director DIN:023050  VIJAY BANKDA Director DIN:023027	

VINCIT BIOTECH INTERNATIONAL PRIVATE LIMITED CIN: U51909MP2022PTC061970 Statement of Profit and loss for the Period ending 31/03/2024 (Amount in '00)			
Particulars	Note No.	Amount for the year 31/03/2024	Amount for the year 31/03/2023
I. Revenue from Operations	13	14,80,249.43	-
II. Other Income	14	23,683.79	-
III. Total Income (I + II)		15,03,933.22	-
Expenses:			
Purchases of Stock-in-Trade	15	13,24,006.39	27.62
Change in Inventories	16	27.62	(27.62)
Finance Costs	17	1,260.71	10.39
Depreciation and Amortization expense		-	-
Other Expenses	18	74,462.86	954.47
IV. Total expenses		13,99,757.58	964.86
V. Profit/(loss) before exceptional items and tax		1,04,175.64	(964.86)
VI. Exceptional items		-	-
VII. Profit before Tax (V- VI)		1,04,175.64	(964.86)
VIII. Tax expense:			
(1) Current tax		23,835.39	-
(2) Income Tax (Earlier Years)		-	-
(3) Deferred tax		-	-
IX. Profit / (Loss) for the Period		80,340.25	(964.86)
X. Other Comprehensive Income			
Items that will be reclassified to Profit & Loss		-	-
Profit / (Loss) on Measurement of Financial Assets at Fair Value		-	-
Gain / (Loss) on Actuarial valuation of employee benefits		-	-
XI. Total Comprehensive Income (IX+X)		80,340.25	(964.86)
Earning per equity share of Rs. 10 each	19		
Basic attributable to equity holders of the company (Rs.)		803.40	(9.65)
Diluted attributable to equity holders of the company(Rs.)		803.40	(9.65)
Notes & significant accounting policies, forming part of financial statements As per our report of even date attached. (Chartered Accountants) Regn No. 011524C  Manish Mittal Partner M.NO. 079452 Place : INDORE Date:17/05/2024 UDIN: 24079452BJZYVE4048		1 to 20 For and on Behalf of Board of Directors of Vincit Biotech International Private Limited  KEDARMAL BANKDA Director DIN:023050  VIJAY BANKDA Director DIN:023027	

VINCIT BIOTECH INTERNATIONAL PRIVATE LIMITED**Cash Flow Statement for the period ended Mar' 31,2024**

Decrease In CA & Increase in CL: Add
Increase in CA & Decrease in CL: Deduct

Particulars	31-03-2024 Amount in Rs. 00'	31-03-2023 Amount in Rs. 00'
Cash Flow from Operating Activities		
Profit before extraordinary item and tax	1,04,175.64	(964.86)
Adjustments for:		
Depreciation	-	-
Finance Costs	1,260.71	10.39
Other Income	(2,675.14)	-
Operating Profit before working capital changes	1,02,761.21	(954.47)
Changes in Working Capital		
Inventory	27.62	(27.62)
Trade Receivables	(5,71,268.60)	-
Loans & Advances	11,182.48	(11,184.37)
Other Current Assets	(1,42,833.88)	(102.00)
Trade Payables	6,34,296.35	84.00
Other Current Liabilities	(12,617.15)	12,826.37
Short Term Provisions	8,042.88	150.00
Changes in Working Capital	(73,170.30)	1,746.38
Cash Generated from Operations before Tax	29,590.91	791.91
Less: Income Tax Paid	23,835.39	-
Net Cash From Operating Activities	5,755.52	791.91
Cash Flow from Investing Activities		
Other Income	2,675.14	-
Change in Investment	(52,407.63)	-
Net Cash from Investing Activities	(49,732.49)	-
Cash Flow from Financing Activities		
Finance Cost	(1,260.71)	(10.39)
Issue of Share capital	-	1,000.00
Borrowings	44,396.83	-
Net Cash from Financing Activities	43,136.12	989.61
Net Decrease in Cash & Cash Equivalents	(840.85)	1,781.52
Cash & Cash Equivalents at the beginning of the Period	1,781.52	-
Cash & Cash Equivalents at the End of Period	940.67	1,781.52

As per our Report of Even Date Attached

For Sanjay Mehta & Associates

(Chartered Accountants)

Regn No. 011524C


Manish Mittal

Partner

M.NO. 079452


Place : INDORE

Date:17/05/2024

UDIN:24079452BJZYVE4048



**For and on Behalf of Board of Directors of
Vincit Biotech International Private Limited**


KEDARMAL BANKDA

Director

DIN:023050


VIJAY BANKDA

Director

DIN:023027



VINCIT BIOTECH INTERNATIONAL PRIVATE LIMITED
CIN: U51909MP2022PTC061970
NOTES FORMING PART OF BALANCE SHEET AS ON 31/03/2024

Particulars	(Amount in '00)	
	Amount as on 31/03/2024	Amount as on 31/03/2023
Note - 1		
Inventories		
(Valued at lower of cost or net realizable value)		
Finished Goods	-	27.62
Total	-	27.62
Note - 2		
Trade receivables		
(Unsecured, Considered Good)	5,71,268.60	-
Other	-	-
Total	5,71,268.60	-

Particulars	Outstanding for following periods from due date of payment				
	below 6 month	upto 1 year	1 to 2 Year	> 2 Year	Total
(i) Undisputed Trade receivables – considered good	5,71,268.60				5,71,268.60
Previous year	-				-
(ii) Undisputed Trade Receivables – considered doubtful	-	-	-	-	-
Previous year	-	-	-	-	-
(i) Disputed Trade receivables – considered good	-		-	-	-
Previous year	-	-	-	-	-
(ii) Disputed Trade Receivables – considered doubtful	-	-	-	-	-
Previous year	-	-	-	-	-
Total	5,71,268.60	-	-	-	5,71,268.60
Previous Year	-	-	-	-	-



VINCIT BIOTECH INTERNATIONAL PRIVATE LIMITED
CIN: U51909MP2022PTC061970
NOTES FORMING PART OF BALANCE SHEET AS ON 31/03/2024

		(Amount in '00)
Particulars	Amount as on 31/03/2024	Amount as on 31/03/2023

Note - 3

Cash & Cash Equivalents

Cash in Hand	940.67	1,696.00
Balance with Banks		
In Current Accounts	-	85.52
Total	940.67	1,781.52

Note 4

Bank Balances other than above

Fixed Deposit (With Maturity more than 3 month)	50,000.00	-
Interest Accrued thereon	2,407.63	-
Total	52,407.63	-

Note - 5

Loans & Advances

Advance to suppliers	1.89	11,184.37
Total	1.89	11,184.37

Note - 6

Other Current Asset

Balances with Central Excise/GST	540.58	77.00
TDS Receivable	-	25.00
Duty Draw Back Rodtep Receivable	6,880.57	-
Refund from Govt. Dept	1,35,377.43	-
Prepaid Expenses	137.30	-
Total	1,42,935.88	102.00

Note -7

Share Capital

Authorized:

150000 Equity Shares of Rs 10/- Each	15,000.00	15,000.00
Total	15,000.00	15,000.00

Issued, Subscribed and Fully Paid Up capital:

Equity share Capital

Opening Capital	1,000.00	1,000.00
-----------------	----------	----------

10000 Equity Shares of Rs 10/- Each

Closing Capital

10000 Equity Shares of Rs 10/- Each	1,000.00	1,000.00
Total	1,000.00	1,000.00

**Sub-Note 7.1-Details of Shares held
by Shareholders holding more than
5% of the aggregate shares in
Company**

Name of Shareholder

	2023-24	2022-23
Syncom Formulation (India) Limited	9,999	9,999
No. of Shares held	99.99%	99.99%
Percentage holdings		

Particulars	Amount as on 31/03/2024	Amount as on 31/03/2023
-------------	----------------------------	----------------------------

Sub-Note - 7.2 : Promoters Holding

Name	No. of Shares	% of total Shares of the company	% change
Syncom Formulation (India) Limited	9999	99.99%	0.00%
VIJAY SHANKARLAL BANKDA	1	0.01%	0.00%



VINCIT BIOTECH INTERNATIONAL PRIVATE LIMITED
CIN: U51909MP2022PTC061970
NOTES FORMING PART OF BALANCE SHEET AS ON 31/03/2024

(Amount in '00)

Particulars	Amount as on 31/03/2024	Amount as on 31/03/2023
Note - 8		
Other Equity		
Retained Earnings	79,375.39	(964.86)
Total	79,375.39	(964.86)
Note -9		
Borrowings		
Loan repayable on demand		
Secured		
Over Draft against Fixed Deposits		
From HDFC Bank	44,396.83	-
Total	44,396.83	-
Overdraft is repayable on demand, secured against the Fixed Deposits of the company having ROI 0.5% above FDR interest approximately 7.1% p.a.		
Note -10		
Trade Payables		
Payable to Micro, Small and Medium Enterprises	92.11	-
Others	6,34,288.24	84.00
Total	6,34,380.35	84.00

Particulars	Outstanding for following periods from due date of				Total
	Less than 1 year	1-2 years	2-3 years	More than 3 years	
(i) Undisputed MSME	92.11	-	-	-	92.11
- Previous year	-	-	-	-	-
(ii) Undisputed Others	6,34,288.24	-	-	-	6,34,288.24
- Previous year	84.00	-	-	-	84.00
(iii) Disputed dues – MSME	-	-	-	-	-
- Previous year	-	-	-	-	-
(iv) Disputed dues – Others	-	-	-	-	-
- Previous year	-	-	-	-	-
Total	6,34,380.35	-	-	-	6,34,380.35
- Previous year	84.00	-	-	-	84.00

Note - 11
Other Current liabilities

Rent Payable	-	108.50
Statutory Dues	209.22	-
Advance from Customers	-	12,717.87
Total	209.22	12,826.37

Note - 12

Provisions

Provision for Auditor's Remuneration	150.00	150.00
Provision for Income Tax (Net of Advance Tax, TDS & TCS)	7,817.88	-
Provision for Expenses	225.00	-
Total	8,192.88	150.00



VINCIT BIOTECH INTERNATIONAL PRIVATE LIMITED CIN: U51909MP2022PTC061970 Notes forming Part of Profit and loss Account for the Period ending 31/03/2024		
(Amount in '00)		
Particulars	Amount as on 31/03/2024	Amount as on 31/03/2023
Note - 13		
<u>Revenue from operations</u>		
Sales		
Export Sales	14,47,479.14	-
Domestic Sales	4,231.30	-
	14,51,710.44	-
Export Incentives	28,538.99	-
Total	14,80,249.43	-
Note 13a		
Sales of Product Comprises of		
-Tablets	10,21,887.13	-
-Capsules	28,102.47	-
-Liquids	1,81,638.15	-
-Injectable	1,43,032.39	-
-Others	77,050.30	-
Total	14,51,710.44	-
Note-14		
<u>Other Income</u>		
Interest received		
From Bank	2,675.14	-
Other Non operating Income		
Gain on foreign exchange fluctuations	21,008.65	-
Total	23,683.79	-
Note - 15		
<u>Purchases of Stock-in-Trade</u>		
Tablets	9,33,184.60	-
Liquids	25,547.70	-
Capsules	1,66,486.57	-
Injectable	1,28,741.83	-
Stock in trade (others)	70,045.69	27.62
Purchase (medicine)	-	-
Total	13,24,006.39	27.62
Note - 16		
<u>Change in Inventories</u>		
Opening Stock	27.62	-
<u>Less: closing Stock</u>	-	(27.62)
Total	27.62	(27.62)



VINCIT BIOTECH INTERNATIONAL PRIVATE LIMITED CIN: U51909MP2022PTC061970 Notes forming Part of Profit and loss Account for the Period ending 31/03/2024		
(Amount in '00)		
Particulars	Amount as on 31/03/2024	Amount as on 31/03/2023
Note - 17		
Finance Cost		
Interest and Bank Charges	1,260.71	10.39
Total	1,260.71	10.39
Note - 18		
Other Expenses		
Selling & Distribution Expenses		
Selling Expenses	22,805.40	-
Export Expenses	17,719.35	-
Ocean Freight	29,665.29	-
Rebate and Settlement	(7.71)	-
Insurance Expenses	238.93	-
Sales Promotion Expenses	1,260.00	-
Establishment Expenses		
Auditors Remuneration (18.1)	180.00	180.00
Legal & Professional	1,383.50	236.06
Rent Expenses	600.00	300.00
Interest/Penalty expense	-	10.00
Incorporation Expense	-	228.41
Sundry Expenses	618.12	-
Rounding off	(0.02)	-
Total	74,462.86	954.47
Sub-Note- 18.1		
Auditor Remuneration		
Statutory Audit Fees	100.00	100.00
Income Tax Matters	20.00	20.00
Company Law Matters	30.00	30.00
Other Consultancy Services	30.00	30.00
Total	180.00	180.00
Note - 19		
Earning Per Share		
Profit Available For Equity Shareholders	80,340.24	(964.86)
Weighted average number of shares- Basic	10,000	10,000
Weighted average number of shares- Diluted	10,000	10,000
Basic Earning Per Share in Rs.	803.40	(9.65)
Diluted Earning Per Share in Rs.	803.40	(9.65)

